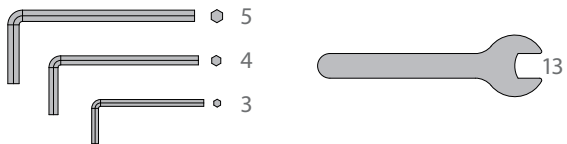
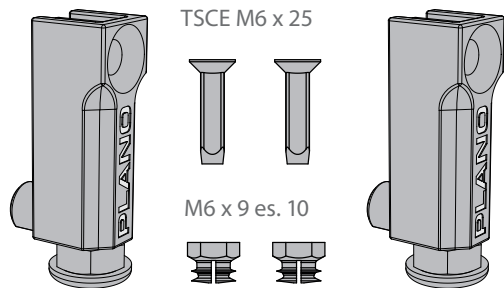


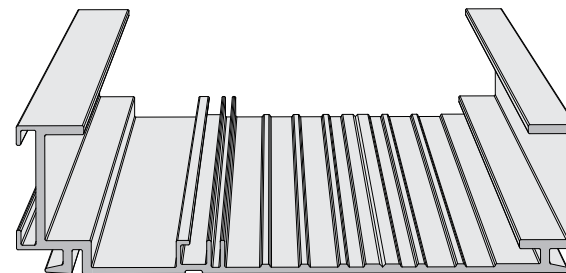
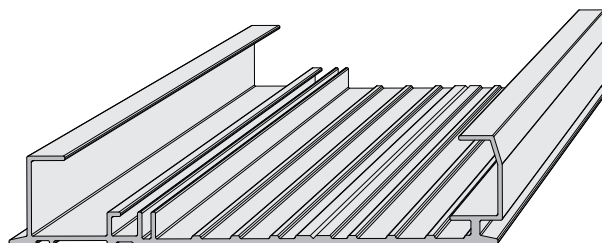
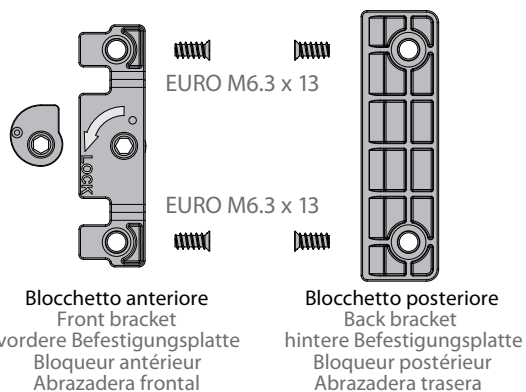
Utensili - Tools - Werkzeuge
Outils - Herramientas


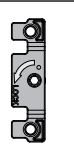
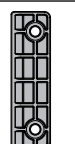



Piedino livellatore - Leveller - Verstellfuß
Régulateur de niveau - Nivelador



Blocchetti fissaggio binari - Track fixing brackets -
Schienen-Befestigungsplatten
Cavaliers bloqueurs de rail - Abrazaderas de fijación guía

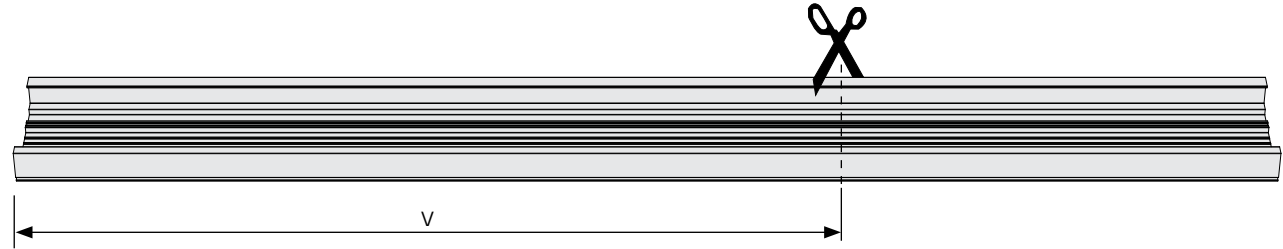
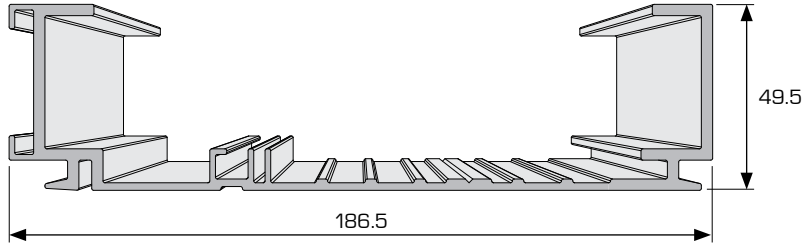


				
	n°	n°	n°	n°
PL2000XXX90	12	12	12	48
PL3000XXX90	18	18	18	72
PL4000XXX90	20	20	20	80

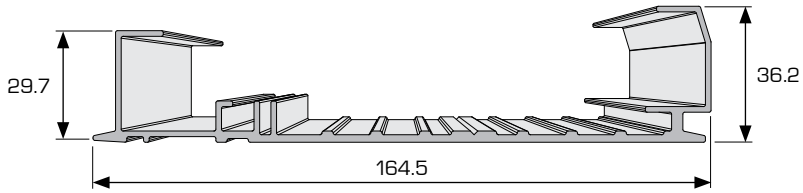
KIT ESTRUSI
KIT PROFILES
SET PROFILE
KIT EXTRU DÉS
JUEGO PERFILES

Istruzioni di montaggio e
caratteristiche tecniche
Mounting-instructions and
technical data
Montage-Anleitung und
technische Daten
Instructions de montage et
caractéristiques techniques
Instrucciones de montaje y
características técnicas

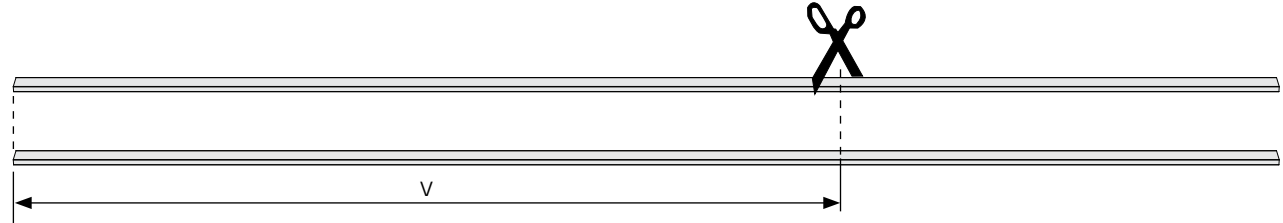
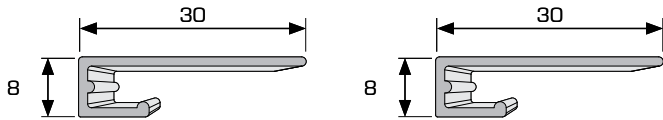
Binario superiore - Section drawing upper track - Obere Schiene
 Rail supérieur - Sección de corte guida superior



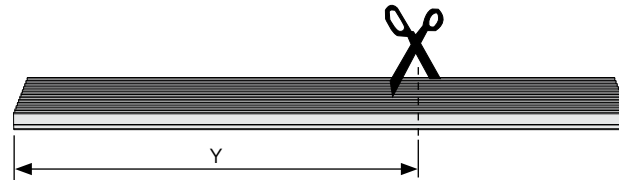
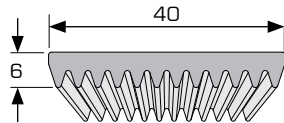
Binario inferiore - Section drawing lower track - Untere Schiene
 Rail inférieur - Sección de corte guida inferior



Profilo di copertura - Section drawing cover profile - Abdeckprofil
 Profilé couvrant - Sección de corte del perfil de la tapa



Barra di collegamento superiore - Section drawing connecting bar for upper sliding units - Oberer Verbindungsstange - Profilé de connexion supérieur - Sección de corte de la pieza de union carril superior



Stecca di collegamento inferiore - Section drawing connecting bar for lower sliding units - Untere Verbindungsstange - Profilé de connexion inférieur - Sección de corte de la pieza de union carril inferior

